






LEGEND

-  LIGHTING BARS & BOOM BARS
-  FLOOR TRENCH
-  BLACK DRAPE
-  OFF-STAGE AREAS
-  EXIT LIGHT OVERHEAD

NOTES

ALL MEASUREMENTS ARE IN MILLIMETRES.

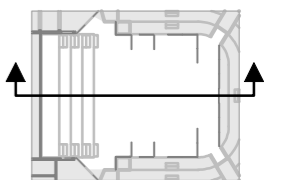
DO NOT OBSTRUCT: FIRE HOSE REELS, HYDRANTS, EXTINGUISHERS, EXIT DOORS, EXIT SIGNS.

NO NAKED FLAMES: ELECTRIC COOKING ONLY (WITH ISOLATION). CIGARETTES CAN BE USED.

ONLY WATER BASED PAINT TO BE USED ON VENUE SURFACES.

1.2m EGRESS CLEARANCE REQUIRED FOR ALL AUDIENCE MEMBERS PAST FIXED SET.

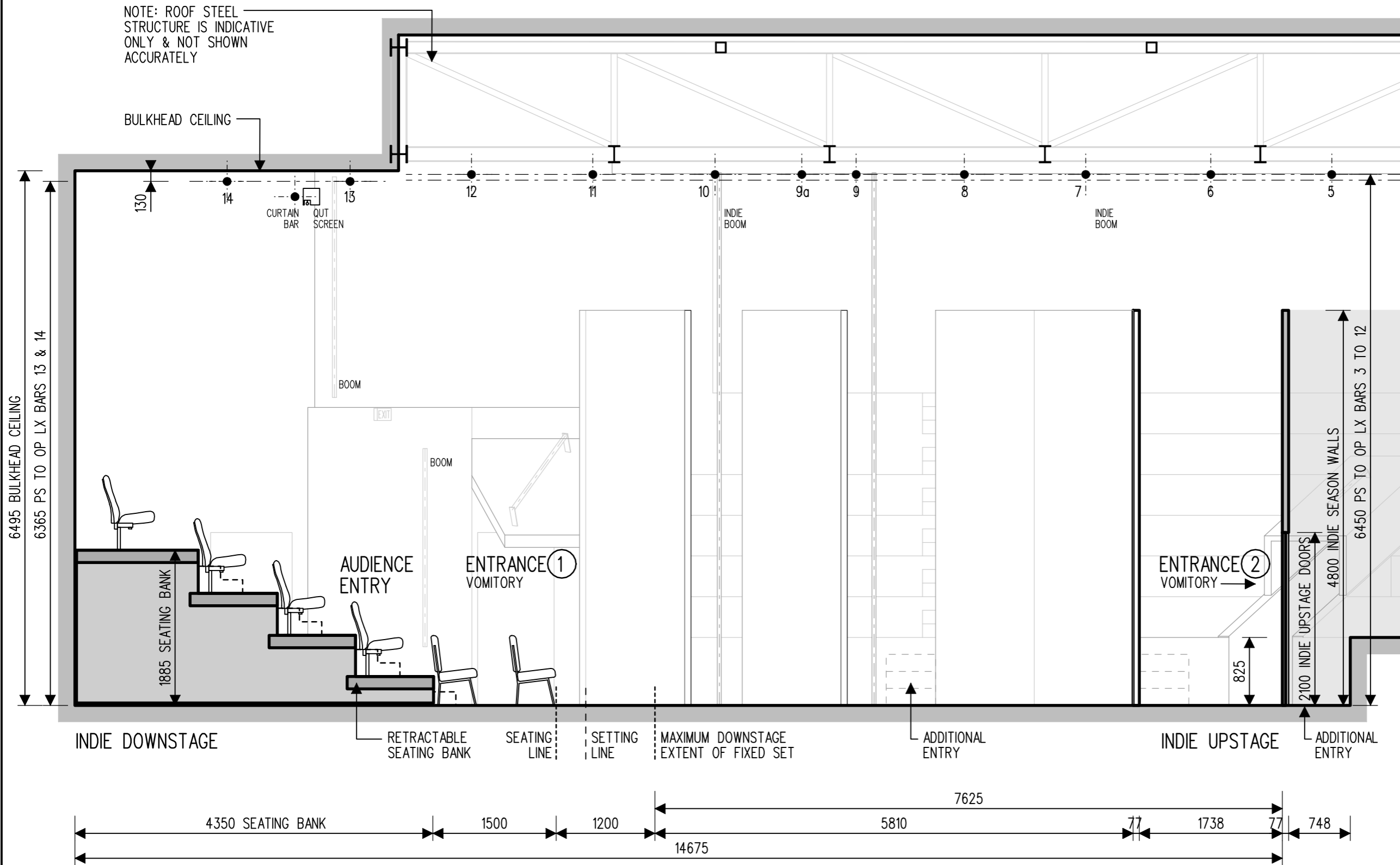
KEY PLAN



roundhouse theatre
venue enquiries:
phone 07 3007 8600
email info@laboite.com.au

NOTE: ROOF STEEL STRUCTURE IS INDICATIVE ONLY & NOT SHOWN ACCURATELY

BULKHEAD CEILING



DWG No.

103a

INDEPENDENT SEASON LONG SECTION: TECHNICAL

SCALE	1:50 AT A3 SIZE
DRAWN BY RACHEL KONYI	21.09.09
ISSUE	D